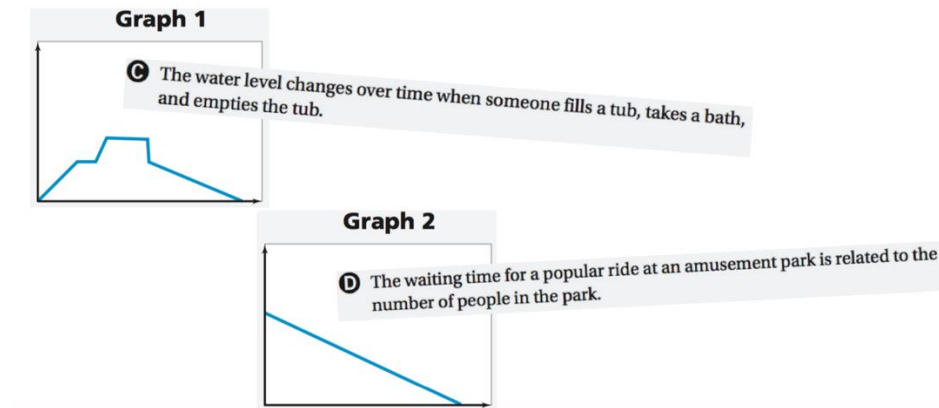


Variables and Patterns #2 Teacher Answer Key and Discussion Resource

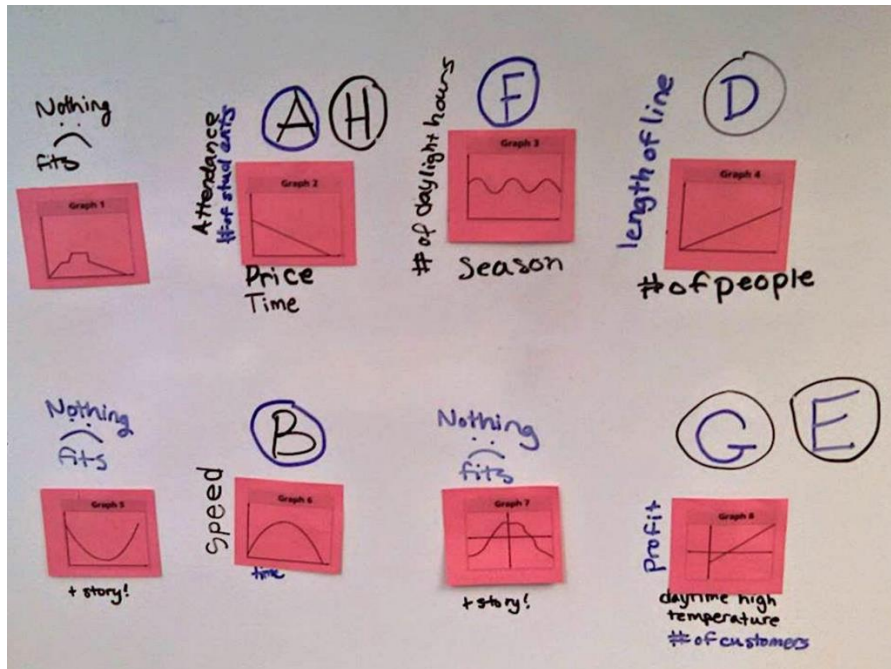
Possible Directions to Student: Match the story to the graph that could represent the same information. Label the axes with the variables. Give a justification for why the graph matches the story.


Answer Key: Answers will vary.

Example: Done as a matching activity.



Example: Having students match and label the axes.





Examples of how CMP Teachers have used the activity. See the MSU/CMP website:
https://connectedmath.msu.edu/sites/_connectedMath/assets/File/teacher%20support/pdf/V-P_StWk_Prob2-4.pdf